

1 Wide, 12in deep, 3 and 6 tier shown above

Versatile and Secure Electronic Lockers

LockUp® has completely reinvented the storage locker, combining quality construction with state-of-the-art security. The ideal storage locker for employees, students, and guests, LockUp provides total facility security that is simple, intuitive and cost-effective.

For shift employees and shared locker applications



Locker Features

- Metal doors
- Rugged steel construction
- 1 or 3 wide configuration
- 1, 2, 3, or 6 tier
- 12, 15, or 18 inch deep
- Closed base on legs included
- Optional slope top
- Continuous hinge
- Ships fully assembled

Electronic Lock Features

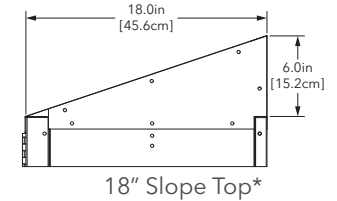
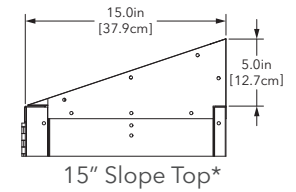
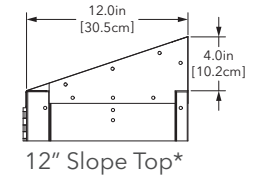
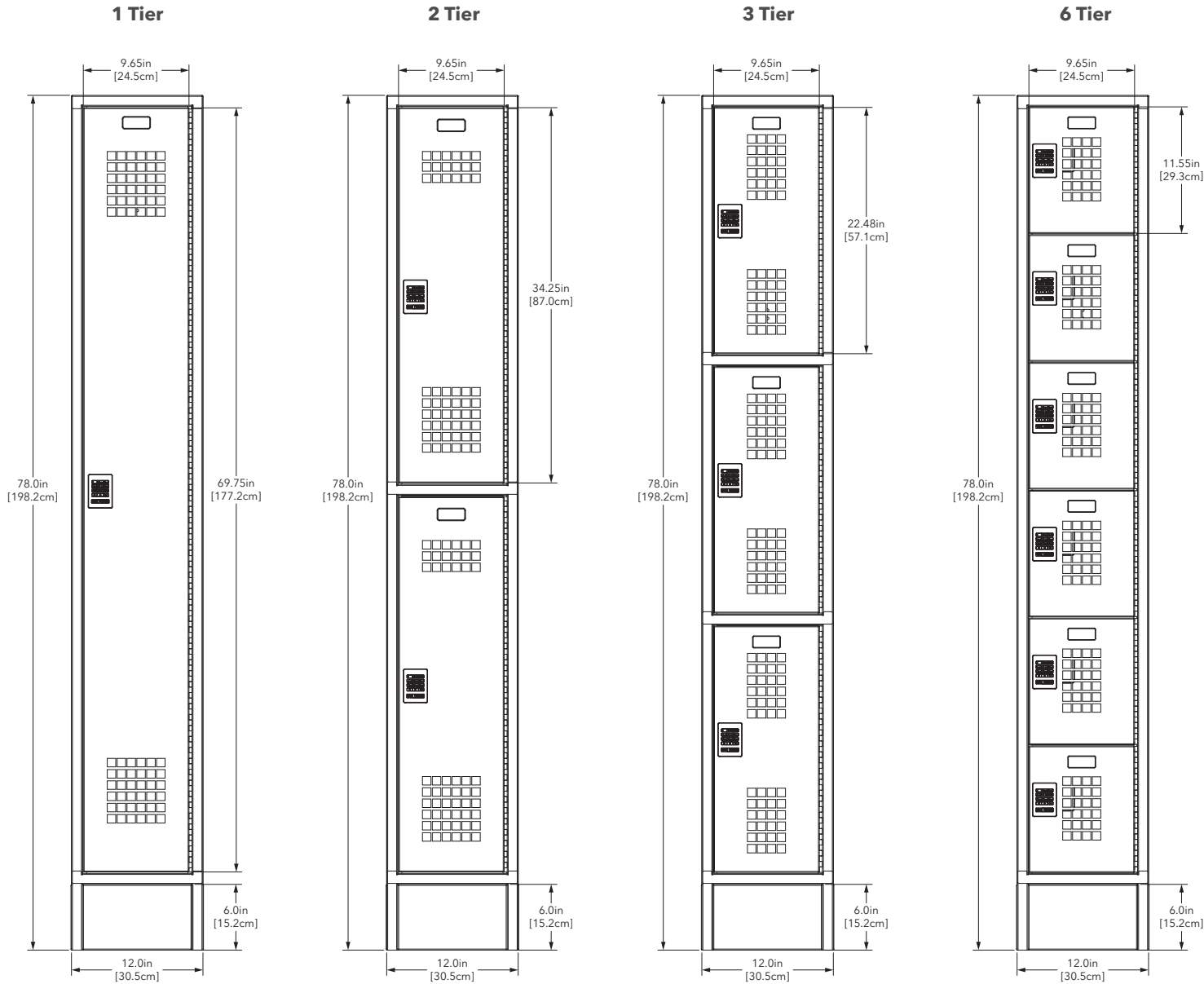
- Solid metal housing with integral pull
- Solenoid bolt - no cam to turn
- Keypad operation
- Programmable auto unlock
- Visual & audible indicators
- Electronic Manager Key for external power
- Optional User Key for ADA compliance
- Powered by 2 premium 9-volt batteries

Management Features

- Electronic Manager Key
- ADA User Key



Locks from LockUp® by Digilock® with integral pull handle operated with a User Key are fully compliant with the Americans with Disabilities Act (ADA) guidelines set by the U.S. Access Board.



Lockers provided with:

- 16 gauge frame and doors
- 24 gauge body
- Optional Slope Top*
- Number plates
- Closed base on legs
- Locks from LockUp® by Digilock®

Standard Colors:

